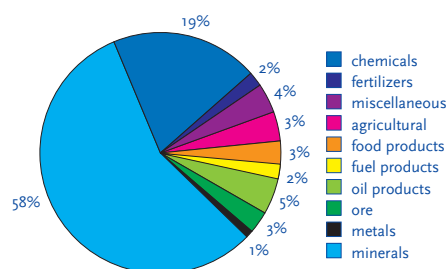
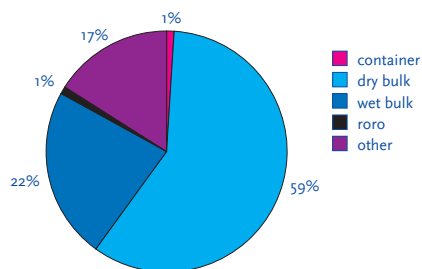


Groningen Seaports manages and maintains two seaports, several inland shipping ports and the industrial grounds around the ports of Delfzijl and Eemshaven.

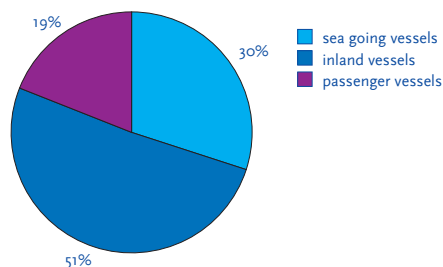
**Incoming / Outgoing Cargo 2004
by Product**



**Incoming / Outgoing Cargo 2004
by Category**



Vessel Movements 2004



A year in figures

Cargo throughput	6,608,000 tonnes
Sea-going vessels	2,257
Inland vessels	3,904
Passenger vessels	1,463
Passenger movements	317,500
Gross turnover	€ 16,000,000.-
Net result	€ 2,800,000.-
Newly established businesses	Nieko Beheer, Theo Pouw BV

The ports

Total area	2,549 hectares
Available industrial area	Delfzijl: 360.1 hectares Eemshaven: 402 hectares
Draught seaports	Delfzijl: 9.0 m Eemshaven: 11.0 m
Draught inland ports	5 m
Mooring facilities Delfzijl:	Handelshaven: 850 m (quay) Zeehavenkanaal: 986 m (jetties)
Mooring facilities Eemshaven:	Julianahaven (southern part): 1,200 m (quay) Bulk quay: 400 m

Business & employment

- 140 companies
- Main industries: chemicals, metals, logistics
- Bulk terminal
- ConRo terminal
- Direct employment: 5,800 people
- Indirect employment: 11,000 people
- Chemical Park Delfzijl generates approx. 15% of the total annual chemical production of the Netherlands

"The year 2004 was excellent for Groningen Seaports in many ways. Selling 25.7 hectares to Theo Pouw was the second foremost deal ever."



GRONINGEN SEAPORTS

More information

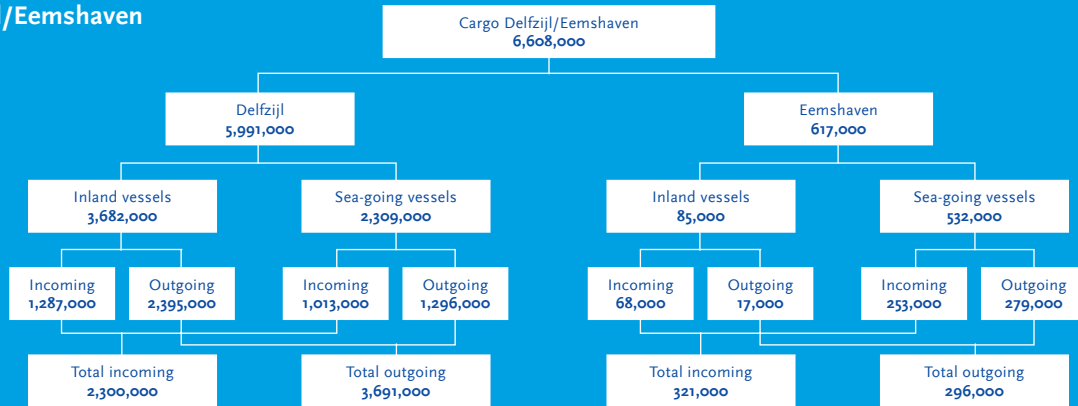
Groningen Seaports
Handelskade Oost 1
9934 AR Delfzijl
P.O. Box 20004
9930 PA Delfzijl
The Netherlands

Phone +31 (0)596 640400
Fax +31 (0)596 630464
E-mail: info@groningen-seaports.com
Website: www.groningen-seaports.com



“Activities in the Groninger seaports are growing rapidly. Especially Eemshaven is up to become the largest building site of the Northern-Netherlands.”

Cargo Delfzijl/Eemshaven

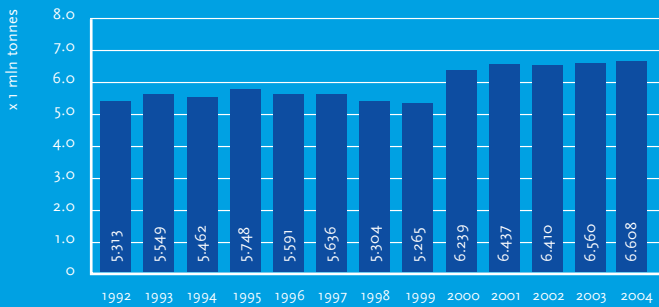


Port Traffic



Year	Passengers
2000	246,704
2001	274,507
2002	303,594
2003	330,278
2004	317,460

Incoming/Outgoing Cargo



Grounds Granted

