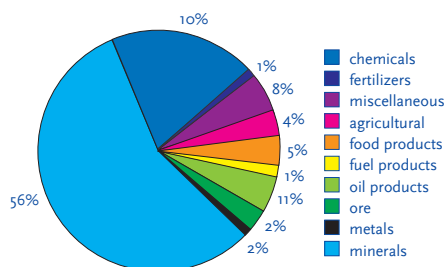
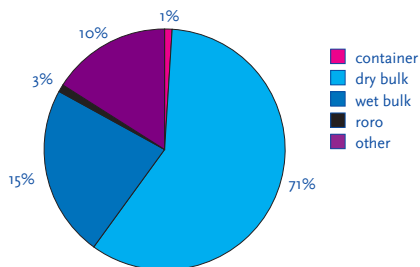


Groningen Seaports manages and maintains two seaports, several inland shipping ports and the industrial grounds around the ports of Delfzijl and Eemshaven.

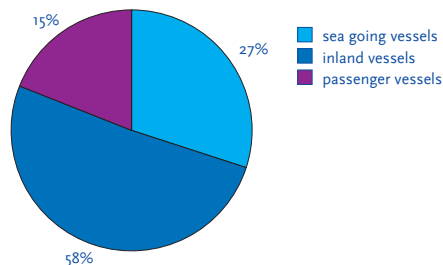
**Incoming / Outgoing Cargo 2006  
by Product**



**Incoming / Outgoing Cargo 2006  
by Category**



**Vessel Movements 2006**



## A year in figures

Cargo throughput	7,721,000 tonnes
Sea-going vessels	2,472
Inland vessels	5,314
Passenger vessels	1,417
Passenger movements	352,000
Gross turnover	€ 14,300,000.-
Net result	€ 2,600,000.-
Newly established businesses	TCN SIG Real Estate, Holland Unique Units, Pultrum Project
Newly extended businesses	Gebr. Borg, B&S International, Socar Holding

## The ports

Total area	2,598 hectares
Available industrial area	Delfzijl: 355.7 hectares Eemshaven: 387.8 hectares
Draught seaports	Delfzijl: 9.0 m Eemshaven: 11.0 m
Draught inland ports	5.0 m
Mooring facilities Delfzijl:	Handelshaven: 850 m (quay) Zeehavenkanaal: 986 m (jetties)
Mooring facilities Eemshaven:	Julianahaven (southern part): 1,200 m (quay) Bulk quay: 400 m

## Business & employment

- 140 companies
- Main industries: chemicals, metals, logistics
- Bulk terminal
- RoRo terminal
- Direct employment: 5,800 people
- Indirect employment: 11,000 people
- Chemical Park Delfzijl generates approx. 15% of the total annual chemical production of the Netherlands

*"The cargo throughput in Delfzijl and Eemshaven has been increased to over 7,7 million tonnes in 2006. A real mile-stone in history of Groningen Seaports."*



**GRONINGEN SEAPORTS**

### More information

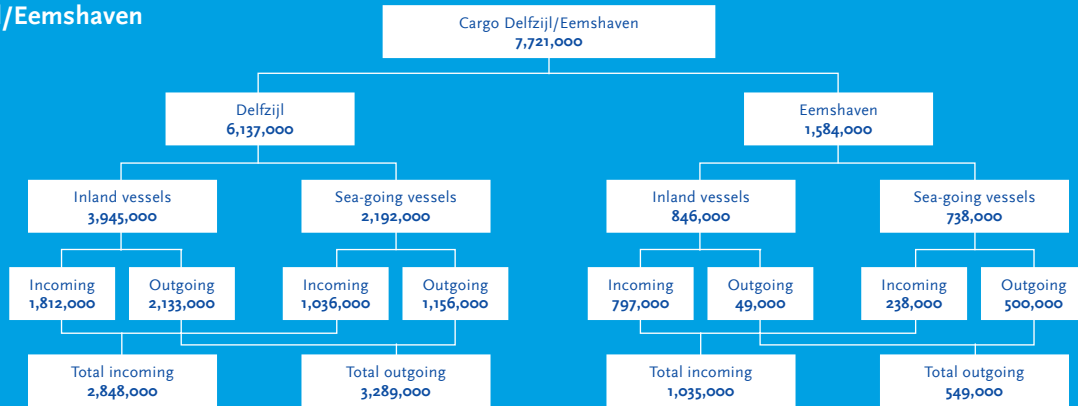
Groningen Seaports  
Handelskade Oost 1  
9934 AR Delfzijl  
P.O. Box 20004  
9930 PA Delfzijl  
The Netherlands

Phone +31 (0)596 640400  
Fax +31 (0)596 630464  
E-mail: [info@groningen-seaports.com](mailto:info@groningen-seaports.com)  
Website: [www.groningen-seaports.com](http://www.groningen-seaports.com)

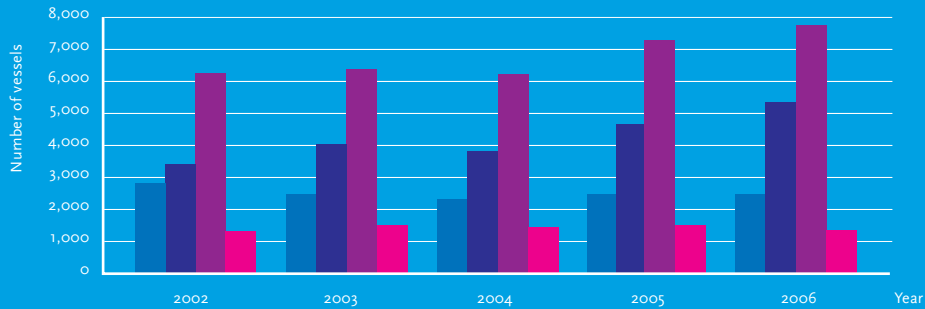


*“Not only new businesses are investing in Delfzijl and Eemshaven, but existing companies do as well. That marks the excellent entrepreneurial climate of this area.”*

### Cargo Delfzijl/Eemshaven

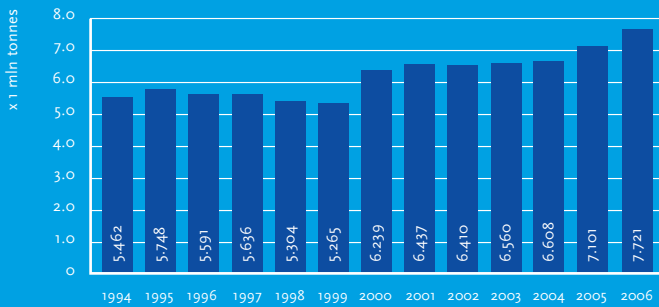


### Port Traffic



Year	Passengers
2002	303,594
2003	330,278
2004	317,460
2005	327,137
2006	352,104

### Incoming/Outgoing Cargo



### Grounds Granted

