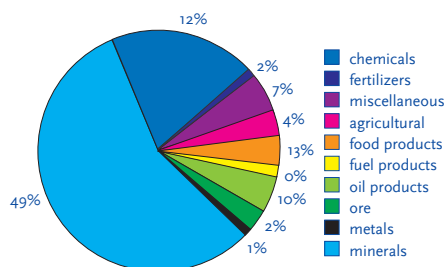
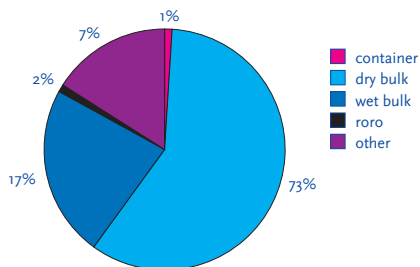


Groningen Seaports manages and maintains two seaports, several inland shipping ports and the industrial grounds around the ports of Delfzijl and Eemshaven.

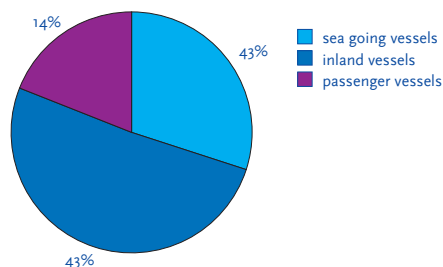
**Incoming / Outgoing Cargo 2009
by Product**



**Incoming / Outgoing Cargo 2009
by Category**



Vessel Movements 2009



A year in figures

Cargo throughput	6,899,000 tonnes
Sea-going vessels	3,948
Inland vessels	4,020
Passenger vessels	1,278
Passenger movements	370,124
Gross turnover	€ 25,000,000,-
Net result	€ 6,000,000,-
Newly established businesses	Reym, Advanced Power, Qlyte, Gasunie, Harrie Smit, Bultena
Newly extended businesses	Sealane Coldstorage, Wijnne Barends, Royal Wagenborg Group

The ports

Total area	2,598 hectares
Available industrial area	Delfzijl: 375 hectares Eemshaven: 132 hectares
Draught seaports	Delfzijl: 9.0 m Eemshaven: 11.0 m
Draught inland ports	5.0 m
Mooring facilities Delfzijl:	Handelshaven: 850 m (quay) Zeehavenkanaal: 986 m (jetties)
Mooring facilities Eemshaven:	Julianahaven (southern part): 1,200 m (quay) Julianahaven (northern part): 750 m (bulk quay) Beatrixhaven (southern part): 375 m (quay)

Business & employment

- 160 companies
- Main industries: energy, recycling, chemicals, metals, logistics
- Bulk terminal
- RoRo terminal
- Direct employment: 5,420 people
- Indirect employment: 9,756 people
- Chemical Park Delfzijl generates approx. 15% of the total annual chemical production of the Netherlands



GRONINGEN SEAPORTS

More information

Groningen Seaports
Handelskade Oost 1
9934 AR Delfzijl
P.O. Box 20004
9930 PA Delfzijl
The Netherlands

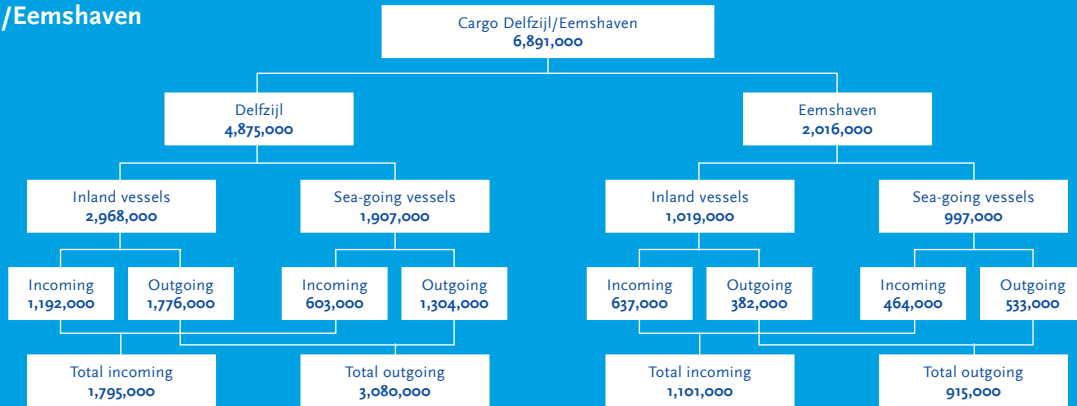
Phone +31 (0)596 640400
Fax +31 (0)596 630464
E-mail: info@groningen-seaports.com
Website: www.groningen-seaports.com

Groningen Seaports is Ecoports gecertificeerd 

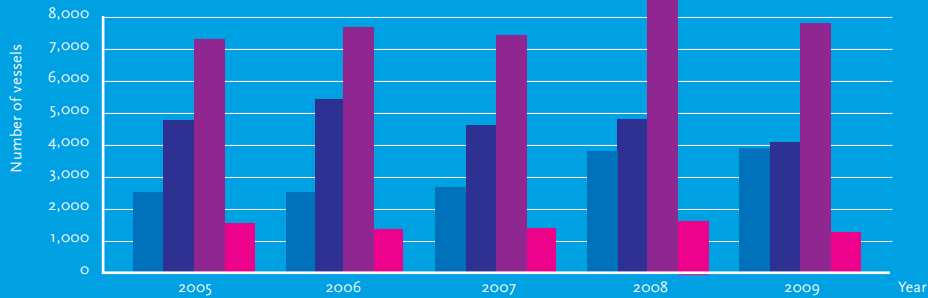


“Not only new businesses are investing in Delfzijl and Eemshaven, but also existing companies. That marks the excellent entrepreneurial climate of this area.”

Cargo Delfzijl/Eemshaven

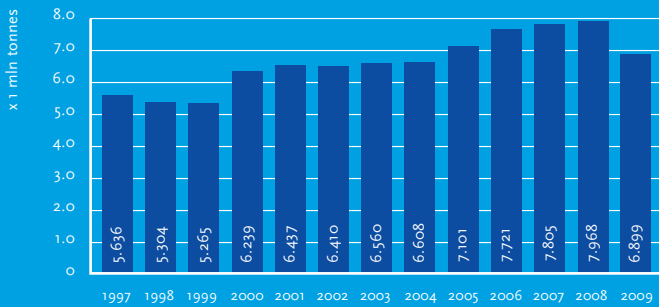


Port Traffic



Year	Passengers
2005	327,137
2006	352,104
2007	351,386
2008	354,175
2009	354,175

Incoming/Outgoing Cargo



Grounds Granted

